

SALADO

Honest and Enduring



A man wearing a camouflage baseball cap, safety glasses, and a dark t-shirt is working in a stone processing workshop. He is positioned on the left, leaning over a large, rough-hewn stone block. A large, industrial circular saw is positioned on the right, cutting into the stone. A large plume of white dust or water spray is being generated from the point of contact between the saw blade and the stone. In the background, there are various workshop elements, including a hanging chain hoist and a red fire extinguisher. The overall scene is brightly lit, with a warm, slightly hazy atmosphere.

CONTENTS

Thin Stone Veneer 4-5

Architectural Cut 6-7

PATTERNS

Sonoma 8-9

Chateau 10-11

Tuscany 12-13

Custom Blends 14-15

Hardscape 16-17

THE SALADO DIFFERENCE: PEOPLE. PRODUCTS. SERVICE.

Honest and Enduring: That's how our customers describe their relationships with our staff, our service and the stone materials we produce.

Our natural limestone and sandstone products are of the highest quality, meticulously crafted to our clients' most exacting standards and always competitively priced.

Our people are focused on building relationships with our clients. Characterized by their will-help attitude, our professional team is knowledgeable, dependable and committed to providing each client with exceptional service.

*"Salado does it right or
they make it right."*

At Salado, we bring quarries together to provide depth and variety in choice to architects, designers, materials specifiers, building, hardscape and landscape professionals, stone fabricators, and homeowners. We will work hard to have Salado become your preferred source for stone.

To start the conversation, give us a call at 254.793.3355 or email info@SaladoUSA.com.



STATION 110

THIN STONE VENEER

When you want the durability and beauty of natural stone, but not the weight, think natural stone thin veneer—and say goodbye to manmade products that can wear poorly over time.

One of Salado's most requested products, our natural thin stone veneer can be used anywhere in the country for both interiors or exteriors. When installed, it resembles much larger, heavier pieces of stone.

Our natural thin stone veneer is good for the environment—and it can be great for your bottom line, thanks to faster installation, reduced shipping costs and superior durability.

SPECS

Size: 1.25–1.5" thick

Coverage: 10–15 lbs./sq. ft. typical weight per square foot.



*"The entire process is
orchestrated so well."*

3100
ESPERANZA cr



ARCHITECTURAL CUT

The details make all the difference in stonework, which is why the right architectural cut features—like headers, sills, caps, quoins, panels, window surrounds and paving—can elevate a design, taking it from so-so to sensational.

With architectural cut, sometimes referred to as dimensional cut stone, you specify the combination of height, length and thickness of the finished pieces. The stone is then manufactured to your exact specifications.

Want a unique look? Consider having us give the stone a finish such as brushed, honed or chatted.



Architectural Cut Linen



Almond



Cashmere



Ivory



Linen



Merlot



SONOMA PATTERN

Sonoma has a modern, linear look made up of squares and rectangles. Also known as sawn chop, sawn top and bottom, or wet sawed, it conveys a feeling of solidity, integrity and permanence.

SPECS

Size: Saw cut on top and bottom with chopped/split face. Heights are cut to specifications, typically 4-12" (under 4" available as ledgerstone, 12-16" options also available). Random broken/chopped lengths. Nominal 3-5" thickness.


Coverage: 40-45 square feet per ton (approximate)




Alta



Autumn



Buff Lueders



Caramel



Cave



Charcoal




Cream



Gold



Latte




Lueders Roughback




Matera



Red



Sonoma Blend



Tan



Vermeer Saw



White



CHATEAU PATTERN

In this time-honored pattern, the stone comes in random shapes and sizes, and is sometimes referred to as flag, flagstone, builder, irregular builder, fieldstone or mosaic. Here the skill of the mason is shown off, as the stone is fit together like a puzzle.

SPECS

When installed as wall veneer:


Size: Typically the face is larger than a dinner plate, but smaller than a chair cushion; 3-5" thick.

Coverage: 40-45 square feet per ton (approximate)

When installed as natural patio stone:

Size: 2-3" thick (approximate)

Coverage: 75-80 square feet per ton (approximate)




Gold



Autumn



Balcones



Brown



Cream



Gold



Hickory



Latte



Red



Tan



White



TUSCANY PATTERN

This classic pattern is hand-formed rough, rustic squares and rectangles in random heights and lengths. Sometimes referred to as chop, hand chop, field chop or rough chop, Tuscany provides a sense of history and underscores the handmade nature of traditional stonework.

SPECS

Size: Random heights 3–8" tall (under 3" as ledgerstone); square to rectangular widths; 3–5" thickness

Coverage: 40–45 square feet per ton (approximate)



Tuscany White



Autumn



Balcones




Brown



Gold



Hickory



Latte



Red




Tan



White



Architectural Cut Cashmere and Sonoma Cream



Sonoma Latte and Architectural Cut Cashmere



Tuscany Hickory and Architectural Cut Almond



Architectural Cut White, Cream and Cave

CUSTOM BLENDS: A MIX OF PATTERNS AND COLORS

Dream. Imagine. Create. Color outside the lines.

When you want something other than the usual, Salado offers endless varieties of limestone and sandstone cuts, colors, sizes, textures and finishes produced by nature that you can mix however you want. Go ahead: Create something that is uniquely yours.



Sonoma White and Architectural Cut Linen





Sonoma Buff Lueders



Architectural Cut White, Cream and Cave



Sonoma Blend

HARDSCAPE

The perfect complement to our building stone, Salado hardscaping stone's contrasting textures and colors add interest while still blending with the environment. Fountains, benches, retaining walls, pavers, accent boulders and sculptures are a few ways our stone can be part of a comprehensive landscape design. It is ideal for integrating outdoor living spaces, such as outdoor kitchens, pool surrounds and seating areas into the overall property design.



Architectural Cut Linen



12700

CELSOS



CRISTAL





Visit www.saladousa.com to learn more
about Salado and find inspiration in our extensive
portfolio of completed installations.

info@SaladoUSA.com
254.793.3355
3500 FM 2843, Florence, TX 76527